
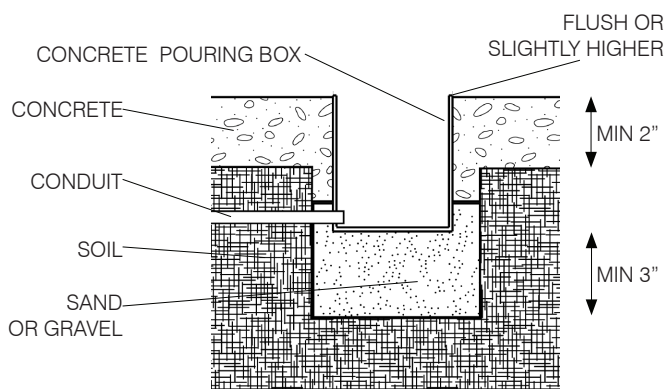


INSTALLATION SHEET

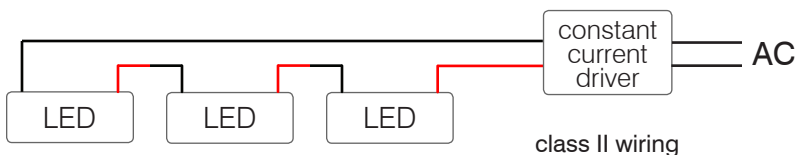
A Prepare the hole

- Dig a hole that is at least 3" deeper than the height of the fixture and fill this 3" gap with gravel or sand for drainage
- Dig a trench of 18" deep if installing conduit
- Put the concrete pour box in place
- Pull electrical wire supply through the conduit entry, about 12" total to have enough for connections
- Tuck the wires in, put the cover of the concrete pour box
- Make sure the fixture is positioned correctly, using rebar or other anchoring device if needed. **NOTE: The fixture position cannot be altered after the concrete has set**
- Pour concrete. **Must be at least 2" thick**
- Let set and cure



B Connect

- Remove the trim, lens, gasket and LED module from the fixture to access the conduit entry holes
- Take off the dirt cover from the concrete pour box, bring the electrical wire through the fixture's cable gland and connect the LED module to the electrical wire supply, using silicon wire nuts





C Complete the assembly

- Screw the fixture to the concrete pour box
- Make sure the gasket sealing surface is free from dirt and debris
- Replace the silicone rubber gasket, the lens and the trim
- Tighten screws evenly

TURF 2

Inground LED light
square trim



concrete pour box

round trim



concrete pour box

IMPORTANT INSTRUCTIONS

read and follow these instructions before installing or maintaining this product



- make sure this product is NOT on the same circuit as inductive loads, (e.g. fluorescent bulbs, discharge bulbs, ventilation fans, etc...)
- Do not switch on line voltage until all wiring has been complete
- Incorrect wiring will result in irreparable damage to the LED and power supply
- This product should only be installed by a licensed electrician
- This product requires a remote driver

WARRANTY

- This product must be installed in accordance with all applicable installation codes and ordinance
- Limited two (2) years warranty
- Warranty is void in the eventuality of unauthorized modifications and/or improper use



www.sensolighting.com
info@sensolighting.com
T 403.216.7043
F 403.216.7045



512 Manitou Road SE, Calgary, Alberta T2G 4C4